

ORDINANCE NO. 721

AN ORDINANCE of the City Council of the City of Lakewood, Washington, adopting the 2019/2020 Biennial Budget.

WHEREAS, the tax estimates and budget for the City of Lakewood, Washington, for the 2019/2020 fiscal biennium have been prepared and filed on October 1, 2018 as provided by Titles 35A.34 and 84.55 of the Revised Code of Washington; and

WHEREAS, the budget was printed for distribution and notice published in the official paper of the City of Lakewood setting the time and place for hearing on the budget and said notice stating copies of the budget can be obtained on-line and at the Office of the City Clerk; and

WHEREAS, the City Council of the City of Lakewood having held a public hearing on November 5, 2018, and having considered the public testimony presented; and

WHEREAS, the City Council of the City of Lakewood adopted Ordinance 700 on November 19, 2018 implementing the 2019/2020 Biennial Budget; and

WHEREAS, the City Council of the City of Lakewood adopted Ordinance 707 on May 6, 2019 implementing the 2019 Carry Forward Budget Adjustment;

WHEREAS, the City Council of the City of Lakewood finds it necessary to revise the 2019/2020 Biennial Budget as a result of the mid-biennial review; and

WHEREAS, the City Council of the City of Lakewood having held a public hearing on the 2019/2020 Mid-Biennium Budget Adjustment on November 4, 2019.

NOW, THEREFORE, THE CITY COUNCIL OF THE CITY OF LAKEWOOD, WASHINGTON DO ORDAIN as follows:

Section 1. Budget Amendment. The 2019/2020 Biennial Budget, as set forth in Ordinance 707, Section 1 and as shown in Exhibits A1 (Current Adopted Budget by Fund – Year 2019) and B1 (Current Adopted Budget by Fund – Year 2020), is amended to adopt the revised budget for the 2019/2020 biennium in the amounts and for the purposes as shown on Exhibits A2 (Revised Budget by Fund – Year 2019) and B2 (Revised Budget by Fund – Year 2020).


Section 2. Severability. If any section, sentence, clause or phrase of this Ordinance shall be held to be invalid or unconstitutional by a court of competent jurisdiction, or its application held inapplicable to any person, property or circumstance, such invalidity or unconstitutionality or inapplicability shall not affect the validity or constitutionality of any other section, sentence, clause or phrase of this Ordinance or its application to any other person, property or circumstance.

Section 3. Copies of the Budget to Be Filed. A complete copy of the final budget as adopted herein shall be transmitted to the Office of the State Auditor, the Association of Washington Cities and to the Municipal Research and Services Center of Washington. Copies of the final budget as adopted herein shall be filed with the City Clerk and shall be made available for use by the public.


Section 4. Effective Date. This Ordinance shall be in full force and effect for the fiscal years 2019 and 2020 and five (5) days after publication as required by law.

ADOPTED by the City Council this 18th day of November, 2019.

CITY OF LAKEWOOD


Don Anderson, Mayor

Attest:


Briana Schumacher, MMC, City Clerk

Approved as to Form:



Heidi Ann Wachter, City Attorney

EXHIBIT A1
CURRENT ADOPTED BUDGET BY FUND - YEAR 2019
Per ordinance 707 Adopted May 6, 2019

Fund	Beginning Fund Balance			Revenue			Expenditure			Ending Fund Balance
	Prior Amount	Adjustment	Revised	Prior Amount	Adjustment	Revised	Prior Amount	Adjustment	Revised	
General Government Funds:	\$ 8,049,087	\$ 4,993,686	\$ 13,042,773	\$ 48,054,532	\$ 3,837,599	\$ 51,892,131	\$ 49,629,692	\$ 7,344,754	\$ 56,974,446	\$ 7,960,458
001 General	\$ 5,798,575	\$ 3,048,961	\$ 8,847,536	\$ 39,325,950	\$ 409,719	\$ 39,735,669	\$ 39,868,497	\$ 2,550,849	\$ 42,419,346	\$ 6,163,859
101 Street	-	-	-	2,439,541	123,752	2,563,293	2,439,541	123,752	2,563,293	-
102 Real Estate Excise Tax	83,000	626,417	709,417	1,700,000	-	1,700,000	1,783,000	200,000	1,983,000	426,417
103 Transportation Benefit District	-	141,325	141,325	814,000	-	814,000	814,000	109,000	923,000	32,325
104 Hotel/Motel Lodging Tax Fund	1,049,220	115,984	1,165,204	800,000	-	800,000	1,049,220	-	1,049,220	915,984
105 Property Abatement/RHSP	-	468,879	468,879	338,600	40,000	378,600	338,600	508,879	847,479	-
106 Public Art	-	24,886	24,886	15,000	100,000	115,000	15,000	124,886	139,886	-
180 Narcotics Seizure	-	316,361	316,361	60,500	27,343	87,843	60,500	343,704	404,204	-
181 Felony Seizure	-	15,045	15,045	-	-	-	-	15,045	15,045	-
182 Federal Seizure	-	-	-	9,600	-	9,600	9,600	-	9,600	-
190 CDBG	-	53,916	53,916	565,000	1,822,863	2,387,863	565,000	1,876,779	2,441,779	-
191 Neighborhood Stabilization Prog	-	88,632	88,632	8,500	66,500	75,000	8,500	155,132	163,632	-
192 OEA Grant/SSMCP	-	73,702	73,702	277,100	905,598	1,182,698	277,100	934,186	1,211,286	45,114
195 Public Safety Grants	-	-	-	105,306	165,173	270,479	105,306	165,173	270,479	-
201 GO Bond Debt Service	-	-	-	626,206	200,000	826,206	626,206	200,000	826,206	-
202 LID Debt Service	-	67,726	67,726	197,600	(23,349)	174,251	197,600	37,369	234,969	7,008
204 Sewer Project Debt	991,245	(50,788)	940,457	771,629	-	771,629	1,472,022	-	1,472,022	240,064
251 LID Guaranty	127,047	2,640	129,687	-	-	-	-	-	-	129,687
Capital Project Funds:	\$ 1,040,629	\$ 4,929,027	\$ 5,969,656	\$ 13,297,960	\$ 5,702,253	\$ 19,000,213	\$ 10,266,390	\$ 10,111,293	\$ 20,377,683	\$ 4,592,186
301 Parks CIP	-	1,492,523	1,492,523	2,605,000	1,230,901	3,835,901	1,725,000	2,926,871	4,651,871	676,553
302 Transportation CIP	300,000	3,243,423	3,543,423	8,848,570	3,843,258	12,691,828	6,655,000	6,993,052	13,648,052	2,587,199
311 Sewer Project CIP	28,239	89,987	118,226	1,844,390	628,094	2,472,484	1,174,000	88,276	1,262,276	1,328,434
312 Sanitary Sewer Connection	712,390	103,094	815,484	-	-	-	712,390	103,094	815,484	-
Enterprise Fund:	\$ 2,155,074	\$ 1,445,097	\$ 3,600,171	\$ 3,777,800	\$ 330,000	\$ 4,107,800	\$ 3,853,997	\$ 1,336,362	\$ 5,190,359	\$ 2,517,612
401 Surface Water Management	2,155,074	1,445,097	3,600,171	3,777,800	330,000	4,107,800	3,853,997	1,336,362	5,190,359	2,517,612
Internal Service Funds:	\$ 5,168,715	\$ (749,799)	\$ 4,418,916	\$ 6,033,097	\$ 1,617,868	\$ 7,650,965	\$ 5,906,452	\$ 1,068,354	\$ 6,974,806	\$ 5,095,075
501 Fleet & Equipment	4,787,279	(951,501)	3,835,778	1,688,521	905,204	2,593,725	1,660,720	182,779	1,843,499	4,586,004
502 Property Management	316,436	176,702	493,138	777,111	-	777,111	745,111	172,911	918,022	352,227
503 Information Technology	65,000	25,000	90,000	1,982,806	682,664	2,665,470	1,915,962	682,664	2,598,626	156,844
504 Risk Management	-	-	-	1,584,659	30,000	1,614,659	1,584,659	30,000	1,614,659	-
Total All Funds	\$ 16,413,505	\$ 10,618,011	\$ 27,031,516	\$ 71,163,389	\$ 11,487,720	\$ 82,651,109	\$ 69,656,531	\$ 19,860,763	\$ 89,517,294	\$ 20,165,331

EXHIBIT A2
REVISED BUDGET BY FUND - YEAR 2019
Per Proposed Mid-Biennium Adjustment

Fund	Beginning Fund Balance			Revenue			Expenditure			Ending Fund Balance
	Prior Amount	Adjustment	Revised	Prior Amount	Adjustment	Revised	Prior Amount	Adjustment	Revised	
General Government Funds:	\$ 13,042,773	\$ 1,339,865	\$ 14,382,638	\$ 51,892,131	\$ 8,069,038	\$ 59,961,169	\$ 56,974,446	\$ 9,096,460	\$ 66,070,906	\$ 8,272,901
001 General	\$ 8,847,536	\$ (0)	\$ 8,847,536	\$ 39,735,669	\$ 514,144	\$ 40,249,813	\$ 42,419,346	\$ 1,256,397	\$ 43,675,743	\$ 5,421,606
101 Street	-	-	-	2,563,293	265,767	2,829,060	2,563,293	265,767	2,829,060	-
102 Real Estate Excise Tax	709,417	-	709,417	1,700,000	550,000	2,250,000	1,983,000	928,161	2,911,161	48,256
103 Transportation Benefit District	141,325	-	141,325	814,000	-	814,000	923,000	-	923,000	32,325
104 Hotel/Motel Lodging Tax Fund	1,165,204	-	1,165,204	800,000	100,000	900,000	1,049,220	-	1,049,220	1,015,984
105 Property Abatement/RHSP	468,879	-	468,879	378,600	-	378,600	847,479	-	847,479	-
106 Public Art	24,886	-	24,886	115,000	-	115,000	139,886	-	139,886	-
180 Narcotics Seizure	316,361	-	316,361	87,843	-	87,843	404,204	-	404,204	-
181 Felony Seizure	15,045	-	15,045	-	6,035	6,035	15,045	6,035	21,080	-
182 Federal Seizure	-	-	-	9,600	-	9,600	9,600	-	9,600	-
190 CDBG	53,916	1,339,865	1,393,781	2,387,863	-	2,387,863	2,441,779	-	2,441,779	1,339,865
191 Neighborhood Stabilization Prog	88,632	-	88,632	75,000	-	75,000	163,632	-	163,632	-
192 OEA Grant/SSMCP	73,702	-	73,702	1,182,698	6,689,027	7,871,725	1,211,286	6,689,027	7,900,313	45,114
195 Public Safety Grants	-	-	-	270,479	164,065	434,544	270,479	164,065	434,544	-
201 GO Bond Debt Service	-	-	-	826,206	(220,000)	606,206	826,206	(220,000)	606,206	-
202 LID Debt Service	67,726	(0)	67,726	174,251	-	174,251	234,969	7,008	241,977	-
204 Sewer Project Debt	940,457	-	940,457	771,629	-	771,629	1,472,022	-	1,472,022	240,064
251 LID Guaranty	129,687	-	129,687	-	-	-	-	-	-	129,687
Capital Project Funds:	\$ 5,969,656	\$ -	\$ 5,969,656	\$ 19,000,213	\$ 5,529,260	\$ 24,529,473	\$ 20,377,683	\$ 4,412,830	\$ 24,790,513	\$ 5,708,616
301 Parks CIP	1,492,523	-	1,492,523	3,835,901	2,444,000	6,279,901	4,651,871	2,444,000	7,095,871	676,553
302 Transportation CIP	3,543,423	-	3,543,423	12,691,828	3,085,260	15,777,088	13,648,052	1,968,830	15,616,882	3,703,629
311 Sewer Project CIP	118,226	-	118,226	2,472,484	-	2,472,484	1,262,276	-	1,262,276	1,328,434
312 Sanitary Sewer Connection	815,484	-	815,484	-	-	-	815,484	-	815,484	-
Enterprise Fund:	\$ 3,600,171	\$ -	\$ 3,600,171	\$ 4,107,800	\$ 217,084	\$ 4,324,884	\$ 5,190,359	\$ 216,395	\$ 5,406,754	\$ 2,518,301
401 Surface Water Management	3,600,171	-	3,600,171	4,107,800	217,084	4,324,884	5,190,359	216,395	5,406,754	2,518,301
Internal Service Funds:	\$ 4,418,916	\$ -	\$ 4,418,916	\$ 7,650,965	\$ 665,065	\$ 8,316,030	\$ 6,974,806	\$ 627,881	\$ 7,602,687	\$ 5,132,259
501 Fleet & Equipment	3,835,778	-	3,835,778	2,593,725	56,184	2,649,909	1,843,499	19,000	1,862,499	4,623,188
502 Property Management	493,138	-	493,138	777,111	36,500	813,611	918,022	36,500	954,522	352,227
503 Information Technology	90,000	-	90,000	2,665,470	216,197	2,881,667	2,598,626	216,197	2,814,823	156,844
504 Risk Management	-	-	-	1,614,659	356,184	1,970,843	1,614,659	356,184	1,970,843	-
Total All Funds	\$ 27,031,516	\$ 1,339,865	\$ 28,371,381	\$ 82,651,109	\$ 14,480,447	\$ 97,131,556	\$ 89,517,294	\$ 14,353,566	\$ 103,870,860	\$ 21,632,077

EXHIBIT B1
CURRENT ADOPTED BUDGET BY FUND - YEAR 2020
Per ordinance 707 Adopted May 6, 2019

Fund	Beginning Fund Balance			Revenue			Expenditure			Ending Fund Balance
	Prior Amount	Adjustment	Revised	Prior Amount	Adjustment	Revised	Prior Amount	Adjustment	Revised	
General Government Funds:	\$ 6,473,927	\$ 1,486,531	\$ 7,960,458	\$ 49,183,405	\$ 409,531	\$ 49,592,936	\$ 49,321,340	\$ 868,978	\$ 50,190,318	\$ 7,363,076
001 General	5,256,028	907,831	6,163,859	39,725,600	137,510	39,863,110	40,114,458	359,206	40,473,664	5,553,305
101 Street	-	-	-	2,455,935	-	2,455,935	2,455,935	-	2,455,935	-
102 Real Estate Excise Tax	-	426,417	426,417	1,700,000	-	1,700,000	1,700,000	238,000	1,938,000	188,417
103 Transportation Benefit District	-	32,325	32,325	814,000	-	814,000	814,000	-	814,000	32,325
104 Hotel/Motel Lodging Tax Fund	800,000	115,984	915,984	800,000	-	800,000	800,000	-	800,000	915,984
105 Property Abatement/RHSP	-	-	-	328,800	-	328,800	328,800	-	328,800	-
106 Public Art	-	-	-	15,000	-	15,000	15,000	-	15,000	-
180 Narcotics Seizure	-	-	-	70,000	-	70,000	70,000	-	70,000	-
181 Felony Seizure	-	-	-	-	-	-	-	-	-	-
182 Federal Seizure	-	-	-	39,600	-	39,600	39,600	-	39,600	-
190 CDBG	-	-	-	560,000	-	560,000	560,000	-	560,000	-
191 Neighborhood Stabilization Prog	-	-	-	24,700	-	24,700	24,700	-	24,700	-
192 OEA Grant/SSMCP	-	45,114	45,114	277,100	-	277,100	277,100	-	277,100	45,114
195 Public Safety Grants	-	-	-	130,037	-	130,037	130,037	-	130,037	-
201 GO Bond Debt Service	-	-	-	1,250,656	300,000	1,550,656	1,250,656	300,000	1,550,656	-
202 LID Debt Service	-	7,008	7,008	203,500	(27,979)	175,521	203,500	(28,228)	175,272	7,257
204 Sewer Project Debt	290,852	(50,788)	240,064	788,477	-	788,477	537,554	-	537,554	490,987
251 LID Guaranty	127,047	2,640	129,687	-	-	-	-	-	-	129,687
Capital Project Funds:	\$ 4,072,199	\$ 519,987	\$ 4,592,186	\$ 15,878,700	\$ (367,000)	\$ 15,511,700	\$ 18,303,000	\$ (617,000)	\$ 17,686,000	\$ 2,417,886
301 Parks CIP	880,000	(203,447)	676,553	2,980,000	-	2,980,000	3,860,000	(250,000)	3,610,000	46,553
302 Transportation CIP	2,493,570	93,629	2,587,199	12,703,700	(367,000)	12,336,700	14,320,000	(367,000)	13,953,000	970,899
311 Sewer Project CIP	698,629	629,805	1,328,434	195,000	-	195,000	123,000	-	123,000	1,400,434
312 Sanitary Sewer Connection	-	-	-	-	-	-	-	-	-	-
Enterprise Fund:	\$ 2,078,878	\$ 438,735	\$ 2,517,613	\$ 3,954,900	\$ -	\$ 3,954,900	\$ 5,143,366	\$ -	\$ 5,143,366	\$ 1,329,147
401 Surface Water Management	2,078,878	438,735	2,517,613	3,954,900	-	3,954,900	5,143,366	-	5,143,366	1,329,147
Internal Service Funds:	\$ 5,295,360	\$ (200,285)	\$ 5,095,075	\$ 5,034,796	\$ 131,000	\$ 5,165,796	\$ 5,559,252	\$ 76,100	\$ 5,635,352	\$ 4,625,519
501 Fleet & Equipment	4,815,080	(229,076)	4,586,004	755,720	-	755,720	1,352,020	(54,900)	1,297,120	4,044,604
502 Property Management	348,436	3,791	352,227	778,684	-	778,684	773,684	-	773,684	357,227
503 Information Technology	131,844	25,000	156,844	1,915,733	126,000	2,041,733	1,848,889	126,000	1,974,889	223,688
504 Risk Management	-	-	-	1,584,659	5,000	1,589,659	1,584,659	5,000	1,589,659	-
Total All Funds	17,920,364	\$ 2,244,968	\$20,165,332	\$ 74,051,801	\$ 173,531	\$74,225,332	\$ 78,326,958	\$ 328,078	\$78,655,036	\$ 15,735,628

EXHIBIT B2
REVISED BUDGET BY FUND - YEAR 2020
Per Proposed Mid-Biennium Adjustment

Fund	Beginning Fund Balance			Revenue			Expenditure			Ending Fund Balance
	Prior Amount	Adjustment	Revised	Prior Amount	Adjustment	Revised	Prior Amount	Adjustment	Revised	
General Government Funds:	\$ 7,960,458	\$ 312,443	\$ 8,272,901	\$ 49,592,936	\$ 695,689	\$ 50,288,625	\$ 50,190,318	\$ 389,598	\$ 50,579,916	\$ 7,981,610
001 General	6,163,859	(742,253)	5,421,606	39,863,110	696,761	40,559,871	40,473,664	568,129	41,041,793	4,939,684
101 Street	-	-	-	2,455,935	(1,903)	2,454,032	2,455,935	(1,903)	2,454,032	-
102 Real Estate Excise Tax	426,417	(378,161)	48,256	1,700,000	-	1,700,000	1,938,000	(189,958)	1,748,042	214
103 Transportation Benefit District	32,325	-	32,325	814,000	-	814,000	814,000	-	814,000	32,325
104 Hotel/Motel Lodging Tax Fund	915,984	100,000	1,015,984	800,000	-	800,000	800,000	12,250	812,250	1,003,734
105 Property Abatement/RHSP	-	-	-	328,800	-	328,800	328,800	-	328,800	-
106 Public Art	-	-	-	15,000	-	15,000	15,000	-	15,000	-
180 Narcotics Seizure	-	-	-	70,000	-	70,000	70,000	-	70,000	-
181 Felony Seizure	-	-	-	-	-	-	-	-	-	-
182 Federal Seizure	-	-	-	39,600	-	39,600	39,600	-	39,600	-
190 CDBG	-	1,339,865	1,339,865	560,000	-	560,000	560,000	-	560,000	1,339,865
191 Neighborhood Stabilization Program	-	-	-	24,700	-	24,700	24,700	-	24,700	-
192 OEA Grant/SSMCP	45,114	-	45,114	277,100	-	277,100	277,100	-	277,100	45,114
195 Public Safety Grants	-	-	-	130,037	-	130,037	130,037	-	130,037	-
201 GO Bond Debt Service	-	-	-	1,550,656	831	1,551,487	1,550,656	831	1,551,487	-
202 LID Debt Service	7,008	(7,008)	-	175,521	-	175,521	175,272	249	175,521	-
204 Sewer Project Debt	240,064	-	240,064	788,477	-	788,477	537,554	-	537,554	490,987
251 LID Guaranty	129,687	-	129,687	-	-	-	-	-	-	129,687
Capital Project Funds:	\$ 4,592,186	\$ 1,116,430	\$ 5,708,616	\$ 15,511,700	\$ (3,626,282)	\$ 11,885,418	\$ 17,686,000	\$ (2,610,282)	\$ 15,075,718	\$ 2,518,316
301 Parks CIP	676,553	-	676,553	2,980,000	(935,282)	2,044,718	3,610,000	(935,282)	2,674,718	46,553
302 Transportation CIP	2,587,199	1,116,430	3,703,629	12,336,700	(2,691,000)	9,645,700	13,953,000	(1,675,000)	12,278,000	1,071,329
311 Sewer Project CIP	1,328,434	-	1,328,434	195,000	-	195,000	123,000	-	123,000	1,400,434
312 Sanitary Sewer Connection	-	-	-	-	-	-	-	-	-	-
Enterprise Fund:	\$ 2,517,613	\$ 688	\$ 2,518,301	\$ 3,954,900	\$ 148,474	\$ 4,103,374	\$ 5,143,366	\$ 39,146	\$ 5,182,512	\$ 1,439,163
401 Surface Water Management	2,517,613	688	2,518,301	3,954,900	148,474	4,103,374	5,143,366	39,146	5,182,512	1,439,163
Internal Service Funds:	\$ 5,095,075	\$ 37,184	\$ 5,132,259	\$ 5,165,796	\$ 369,200	\$ 5,534,996	\$ 5,635,352	\$ 389,400	\$ 6,024,752	\$ 4,642,503
501 Fleet & Equipment	4,586,004	37,184	4,623,188	755,720	66,800	822,520	1,297,120	87,000	1,384,120	4,061,588
502 Property Management	352,227	-	352,227	778,684	49,000	827,684	773,684	49,000	822,684	357,227
503 Information Technology	156,844	-	156,844	2,041,733	86,600	2,128,333	1,974,889	86,600	2,061,489	223,688
504 Risk Management	-	-	-	1,589,659	166,800	1,756,459	1,589,659	166,800	1,756,459	-
Total All Funds	20,165,332	\$ 1,466,745	\$21,632,077	\$ 74,225,332	\$ (2,412,919)	\$71,812,413	\$ 78,655,036	\$ (1,792,138)	\$76,862,898	\$ 16,581,592